

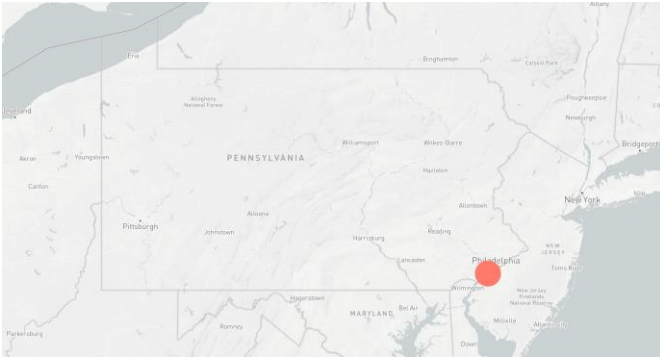
AIDS Care Group

A snapshot of our community

Chester and Southwest Philadelphia, PA

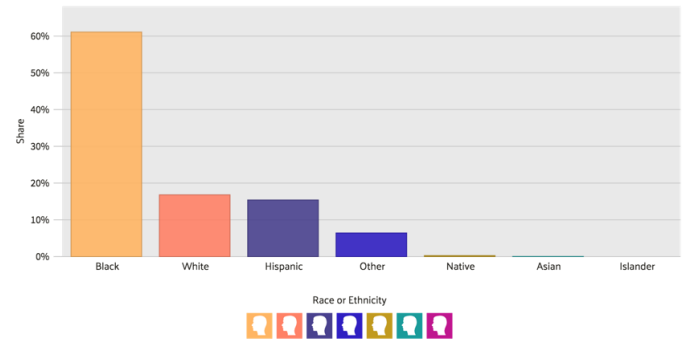
DISSEMINATION OF
EVIDENCE-
INFORMED.
INTERVENTIONS

Location: Chester, PA



Poverty by Race & Ethnicity in Chester, PA

The most common racial or ethnic group living below the poverty line is Black or African American, followed by White and Hispanic or Latino.

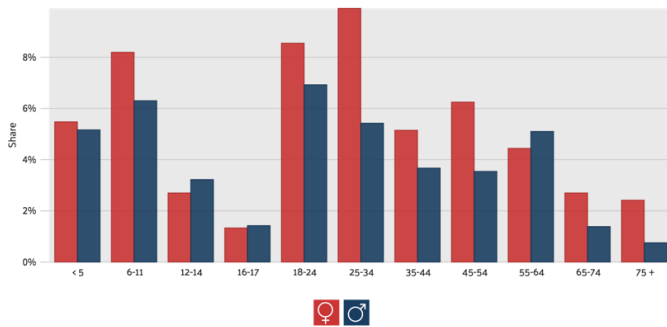


Dataset: ACS 5-year Estimate
Source: Census Bureau

DATAUSA:

Poverty by Age and Gender in Chester, PA

The largest demographic living in poverty are Females 25-34, followed by Females 18-24.



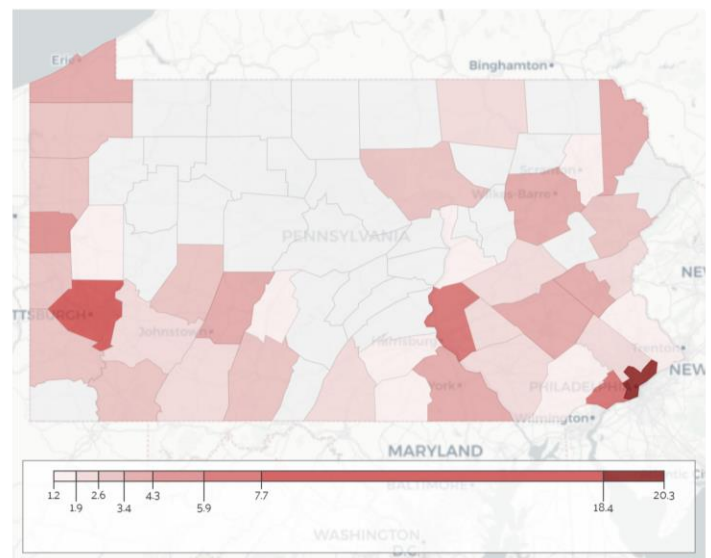
Dataset: ACS 5-year Estimate
Source: Census Bureau

DATAUSA:

Homicide & Crime in Chester, PA

PA Counties with the highest prevalence of Violent Crimes:

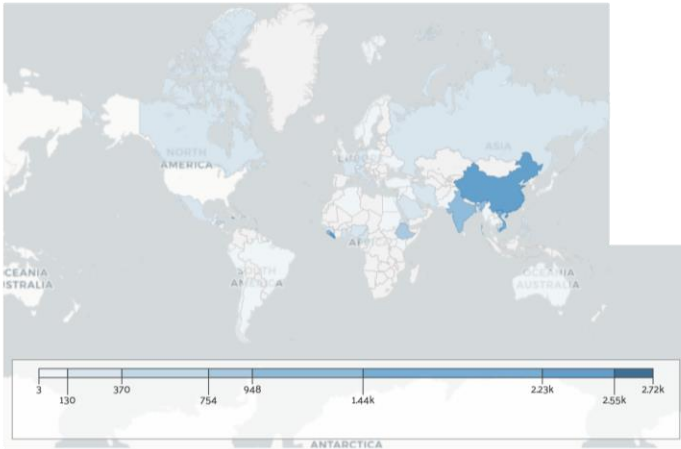
1. Philadelphia County, PA (1,094)
2. Delaware County, PA (474)
3. Dauphin County, PA (436)



36.9% of the population for whom poverty status is determined in Chester, PA (11,415 out of 30,955 people) live below the poverty line, a number that is higher than the national average of 14%.

The largest demographic living in poverty is Female 25-34, followed by Female 18-24 and then Female 6-11.

Global Diversity in Philadelphia City (Southwest), PA



Most Common Origin

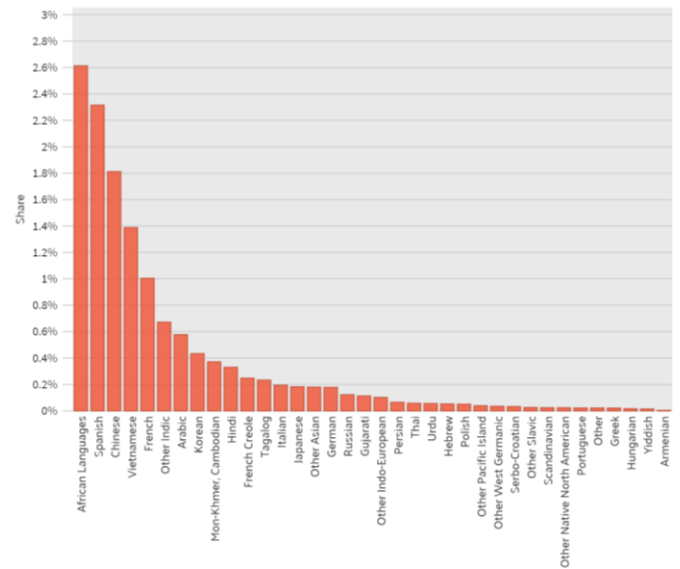
1. China
2. Liberia
3. Jamaica

Relatively High Origin

1. Sierra Leone
2. Liberia
3. Western Africa- Not Specified

In 2016, the most common birthplace for the foreign-born residents of Philadelphia City (Southwest) PUMA, PA was China, the natal country of 2,334 residents, followed by Liberia with 2,232 and Jamaica with 1,686.

Non-English Speakers in Philadelphia City (Southwest), PA



When compared to other public use microdata areas, Philadelphia City (Southwest) PUMA, PA has a relatively high number of residents that are native African Languages speakers. In 2015, there were 3,896 native African Languages speakers living in Philadelphia City (Southwest) PUMA, PA, approximately 8.52 times more than would be expected based on the language's frequency in the US more broadly.

Source: Data by DATA USA at datausa.io

AIDS Care Group is the only suburban Philadelphia Part C provider and has maintained an open door policy to underserved patients from not only the Philadelphia EMA, but from counties to the north and west of the EMA. This policy has helped to meet the increasing demand for care that has been identified in the southeastern and south-central Pennsylvania counties: Delaware, Chester, Lancaster, Montgomery, Bucks, and Berks. **AIDS Care Group services 4 of the top 6 counties in the state with high HIV/AIDS burden:** Philadelphia County (1st): 17,862; Delaware County (3rd): 1,549; Montgomery County (4th): 1,017; and Berks County (6th): 939.

ACG's Peer Intervention focuses on:

1. Reducing community disparities
 - Education/ resources disparities
 - Illiteracy
 - Youth needs in our community
 - Gun violence
2. Engaging immigrant communities in care
 - Stigma related to HIV and religion
 - Immigrant community resources
3. Enhancing the Care Continuum